

Florence City Schools

Periodic Savings Report

Prepared By Performance Assurance Support Services

August 09, 2011

Periodic Project Overview

Following is the savings report for Florence City Schools' energy performance contract. As noted in the following pages, the total project utility savings through May 2011 is \$235,362.

The energy efficiency capital improvements implemented by Schneider Electric and the continued attention to energy conservation by Florence City Schools are responsible for unit savings of 2,333,070 kWh of electricity and 29,613 CCF of natural gas. The district's lower utility usage results in a smaller environmental impact representing an approximate 1,718 ton reduction in CO2 emissions. According to EPA estimates, this reduction is equivalent to removing 385 cars from the road for one year or planting 524 acres of trees.

Your Improvement Opportunities

- Savings opportunities are available at both Burrell Slater and Weeden Elementary. Danny is going to work with Florence City Schools maintenance team adjusting schedules to hopefully yield more savings in the coming year.

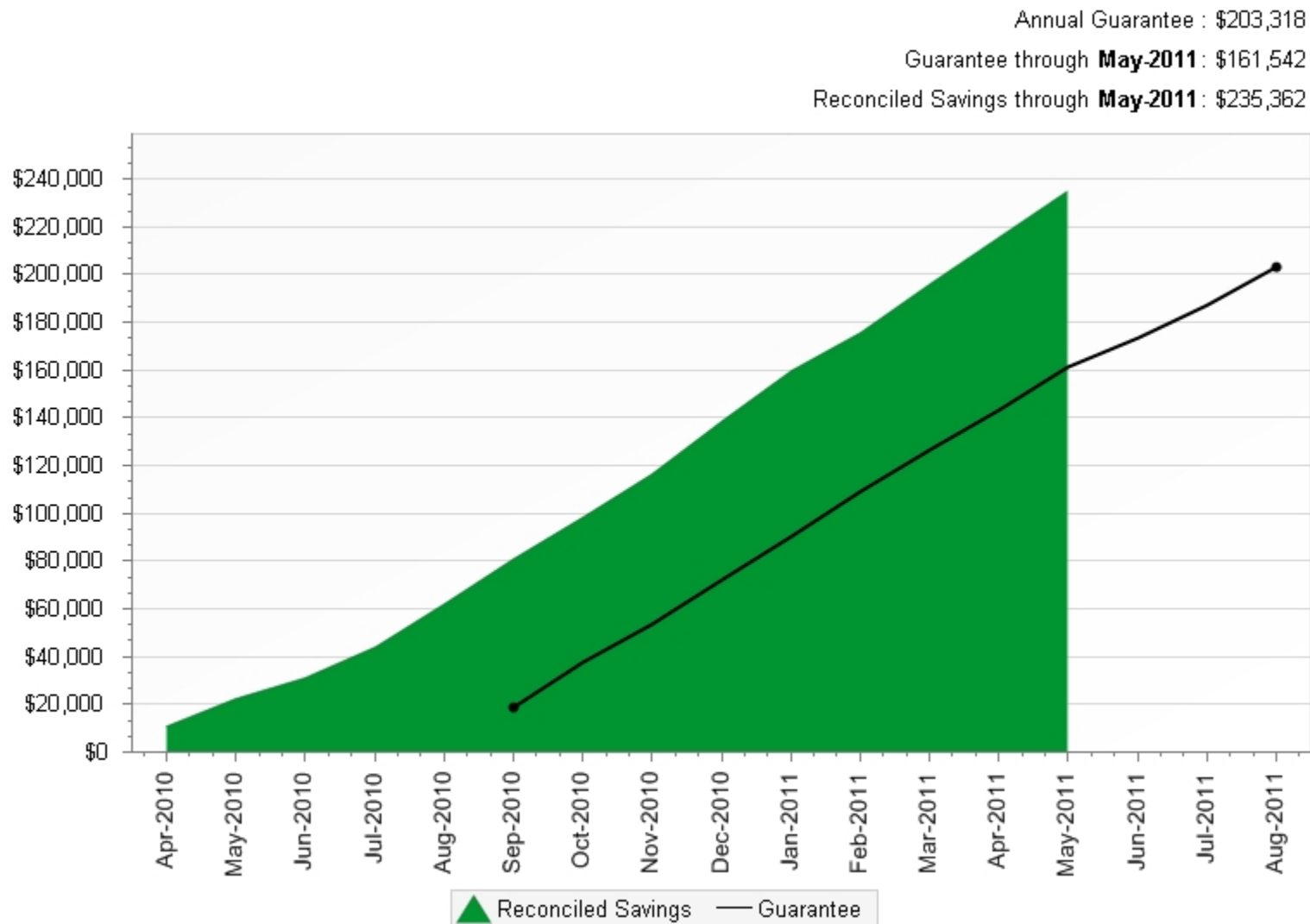
Recent Success Stories

- Client engagement with Schneider Electric and constant communication has been a key component in Florence City Schools making great savings. With 3 months left in Year 1, Florence City Schools has already reached 85% of its annual guarantee.

Cumulative Savings Performance

This graph represents total savings to date relative to total guarantee to date. Savings are reconciled on an annual basis indicated by the larger dots on the guarantee line. Reconciliation is based on cumulative savings relative to cumulative guarantee. The savings shown in this graph are based on rates as defined in the M&V plan.

Actual Savings vs. Guarantee



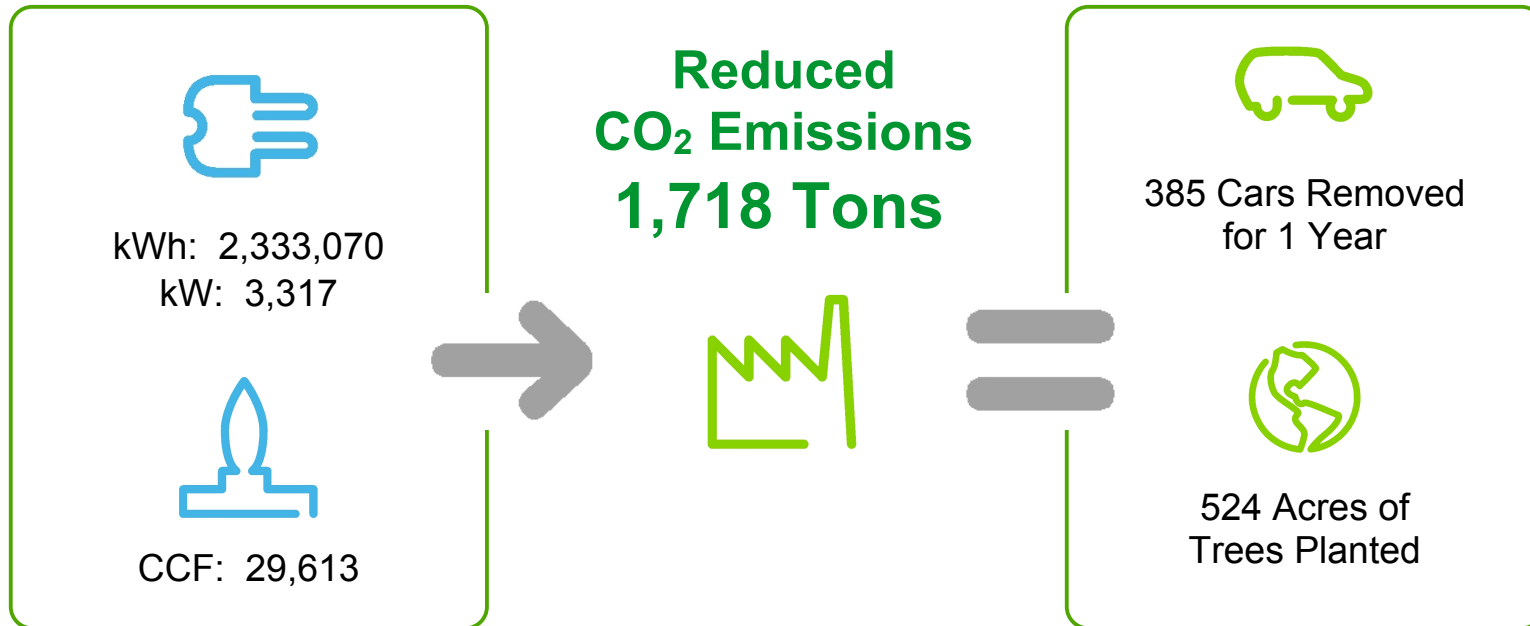
Annual Savings Performance



The graph above illustrates the month to month cost savings from previous project year to current project year for the entire project. The savings are based on rates as defined in the M&V plan. The black line represents the fixed guarantee while the solid areas are the monthly cost savings. The goal is for the monthly savings to exceed the monthly guarantee and to sustain or improve on the year to year performance.

Environmental Impact

In just one year and two months, the Florence City Schools project has saved...



Tons of CO₂ are the equivalent emissions based on the reduction in consumption. Cars for a year is the equivalent number of cars removed from the road based on the reduction in consumption. Acres of trees is the equivalent quantity of trees required to absorb the CO₂ that would have been emitted during the production of the energy that was saved.

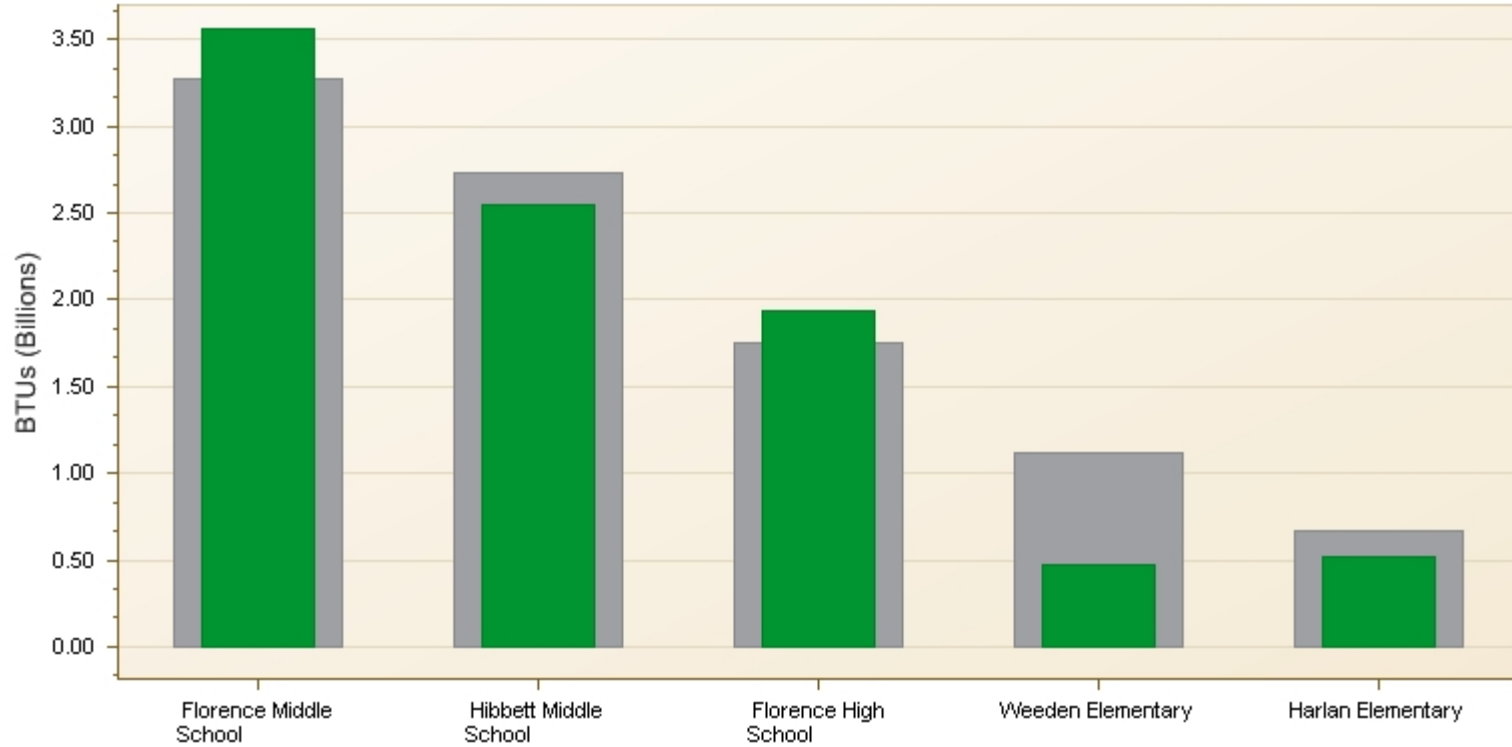
Commercial buildings in the United States used an estimated 18 Quadrillion BTU's in 2008. That's equivalent to 5,983 Million tons of CO₂ emissions.





*Based on data from the US Energy Information Administration at <http://www.eia.doe.gov>. All data is based on industry averages.

*The numbers above reflect all applicable adjustments.

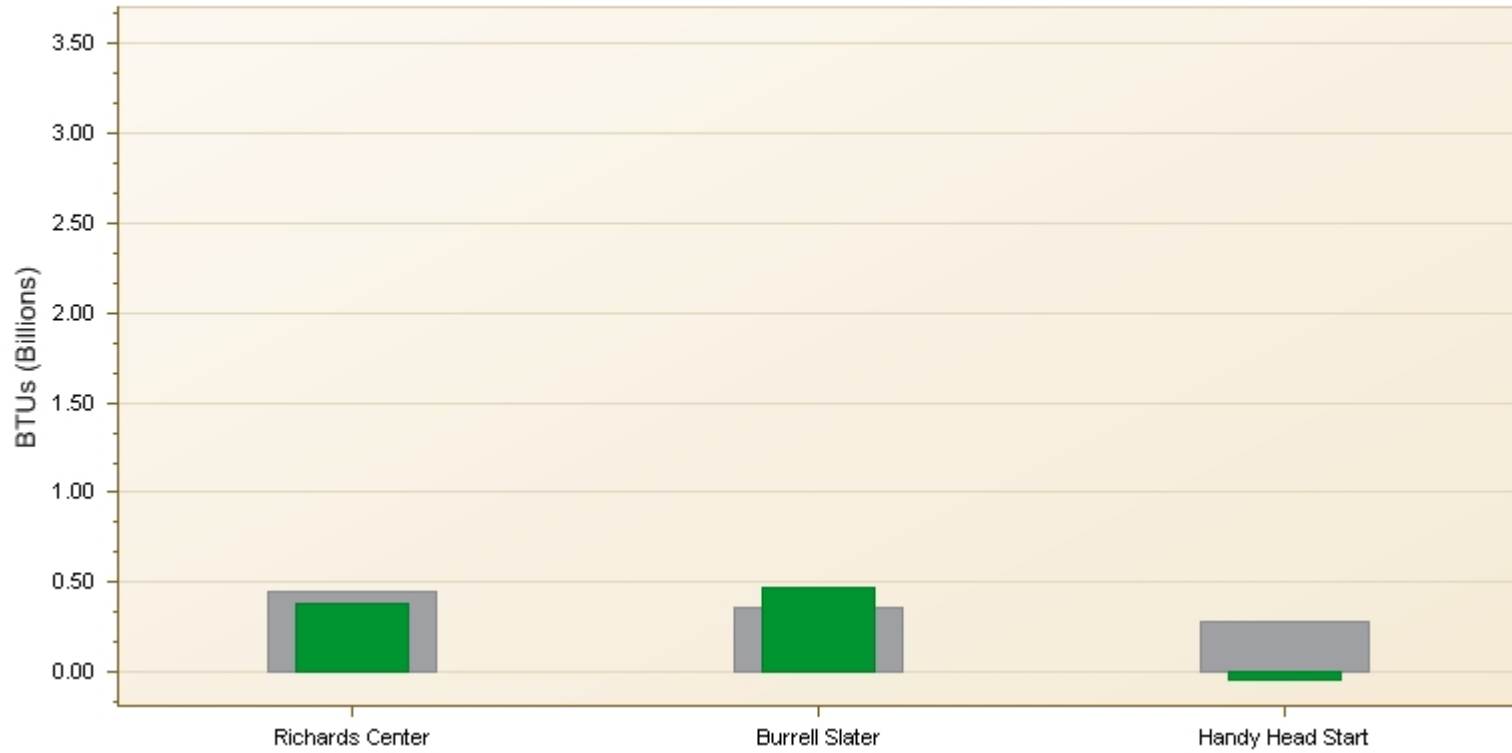
In the last 12 months, you have saved ...





Projected Savings vs. Actual Savings (BTUs)



	Florence Middle School	Hibbett Middle School	Florence High School	Weeden Elementary	Harlan Elementary
 BTUs (billions)	3.55	2.54	1.93	0.47	0.52
 Tons of CO2	476	353	373	92	100
 Cars for a Year	106	79	85	21	23
 Acres of Trees	144	107	115	28	31

Projected Savings vs. Actual Savings (BTUs)



	Richards Center	Burrell Slater	Handy Head Start
 BTUs (billions)	0.38	0.47	-0.04
 Tons of CO2	74	91	-6.99
 Cars for a Year	17	21	-1.59
 Acres of Trees	23	28	-2.16

Trust in Performance Assurance Support Services

- > Verifiable and measurable savings performance
- > Client focused support to ensure sustained performance and comfort
- > Partnership to achieve Energy Management goals
- > Proactive system review to optimize operations and maintenance
- > Consistent communication and visibility to empower maximum performance

Please contact one of the following Schneider Electric representatives with any questions or comments:

Performance Manager

The Performance Manager is your energy management partner to ensure the projects success and to assist you with achieving your energy savings and performance objectives. They consistently evaluate the projects performance and communicate opportunities for improvement. This is your contact for questions or concerns related to the project's performance or if you are interested in additional services

Danny Thompson

Mobile: +1 214 882 8123 | **Fax:** +1 972 323 5412

Email: Danny.Thompson@schneider-electric.com

Project Support

In order to achieve sustained performance, it is critical that you and your staff have a path for quick resolution of issues and support. PASS has designated personnel experienced in highly responsive support of the operations and maintenance of the building automation systems. For critical after-hours issues, please leave a message and your phone call will be returned in less than 4 hours.

Phone: +1 800 274 5551 x4 | **Hours:** Monday - Friday, 7 am - 6 pm Central

Our Vision:
"A world where we can all achieve more
while using less of our common planet"

